

Fama[®]

A QUALIDADE FAZ A MARCA



AUTOPEÇAS



2024





104.500 = BUCHA AÇO DIANT. D-9500 / D-11000 (90 X 38 X 30) - BAL
Nº. ORIG. (1.701.45.002)

104.501 = BUCHA AÇO TRAS. D-9500 / D-11000 (4" X 42 X 35) - BAL
Nº. ORIG. (1.701.48.002)

104.502 = BUCHA AÇO DIANT. N-180 (90 X 42 X 35) - BAL
Nº. ORIG. (1.735.45.017)



251.500 = ALGEMA DA MOLA TRASEIRA 190 / 210



395.500 = CASTANHA DA RODA TRASEIRA D-9500 / D-11000
Nº. ORIG. (1.707.32.003)



444.500 = CUNHA DA MOLA DIANTEIRA D-11000 / 180 / 210
Nº. ORIG. (1701/45008)



444.501 = CUNHA DA MOLA TRASEIRA D-11000 / 180 / 210 (ESPECIAL)



495.501 = GUIA DO GRAMPO TRASEIRO D-11000



495.502 = GUIA DO GRAMPO DIANTEIRO N-180



632.500 = SEPARADOR C/ FEIXE CAVALO (ESPECIAL)



804.501 = PINO DA MOLA TRAS. D-11000 (COMP. 160 MM)
Nº. ORIG. (1.735.48.032)



804.502 = PINO DA MOLA DIANT. 180 / 210 (COMP. 153 MM)
Nº. ORIG. (1.735.45.044)



804.503 = PINO DA MOLA TRAS. 180 / 210 (COMP. 180 MM)
Nº. ORIG. (1.735.48.031)



804.504 = PINO DA MOLA TRAS.
(TENSOR) D-11000 / 180 / 210 C/ CAB.
E ROSCA 1" (COMP. 153 MM)
N°. ORIG. (9.725.48.035)








804.505 = PINO DA MOLA TRAS.
(TENSOR) 180 / 210 C/ CAB. E
ROSCA 1" SUBST. 1.735.48.031
(COMP. 160 MM)
N°. ORIG. (FAMA 48.031)



918.248 = PARAFUSO 180 / 210
TRAVA (10 X 70 MM) MA
918.250 = PARAFUSO 180 / 210
TRAVA (10 X 90 MM) MA

COMPLEXO INDUSTRIAL



Rod. BR 376 - Km 232, s/n° - Parque Industrial Zona Oeste II
Saída p/ Maringá - Caixa Postal 917 - CEP 86800-762
Apucarana - Paraná - Brasil



ACESSE NOSSOS
CATÁLOGOS

(43) 3420-9000 comercial@molafama.com.br
fama.molas molafama www.molafama.com.br